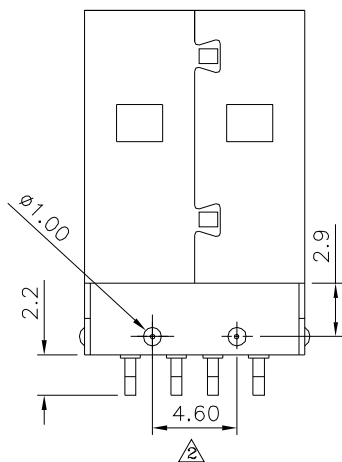
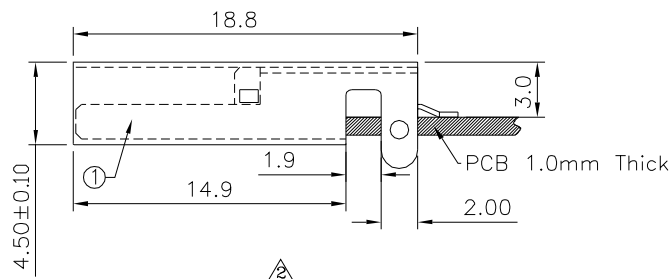
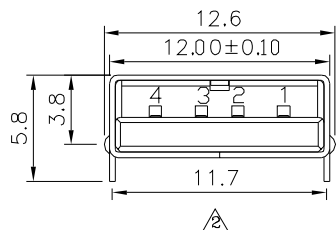


Recommended P.C.B. Layout(Bottom View)

SPECIFICATION

Rated Voltage And Current:1.5A At 250V AC Min.
 Dielectric Withstanding Voltage:
 750V AC RMS For 1 Minute(Rev. 1.1)
 Contact Resistance:30 Milliohms Max.
 Insulation Resistance:1000 Megaohms Min. At 500V DC
 Durability (Life Test):1500 Cycles
 Insertion Force:35N Max.
 Extraction Force:10N Min.
 RoHS Compliant



No.	Description	Q'ty	Material	Remark
①	Housing	1	PA9T+G.F.	Black
②	Terminal	4	Brass	Gold Flash On Contact Area,Tin Plated On Solder Tails,Over Nickel
③	Shell	1	Brass	Nickel Plated

SUNRO.COM
 USB A-type Plug Male PCB SMD Pins
<https://www.sunrom.com/m/7182>

DRAWING No.

7182

APPROVED BY
 MEI
 CHECKED BY
 HZF
 DRAWING BY
 CYP

UNLESS OTHERWISE SPECIFIED TOLERANCES ARE
 X, ±0.38
 .X ±0.25
 .XX ±0.13
 .XXX ±0.05

SCALE NONE

REV. A2

UNIT mm

NO.	REV.	REVISIONS	CHK	DATE
②	A2	Modify Data	HZF	06/26/2018
①	A1	Modify Data	HZF	05/18/2009
①	A0	NEW RELEASE		